

2nd Grade Music

Lesson #4 for week: 4/6/20

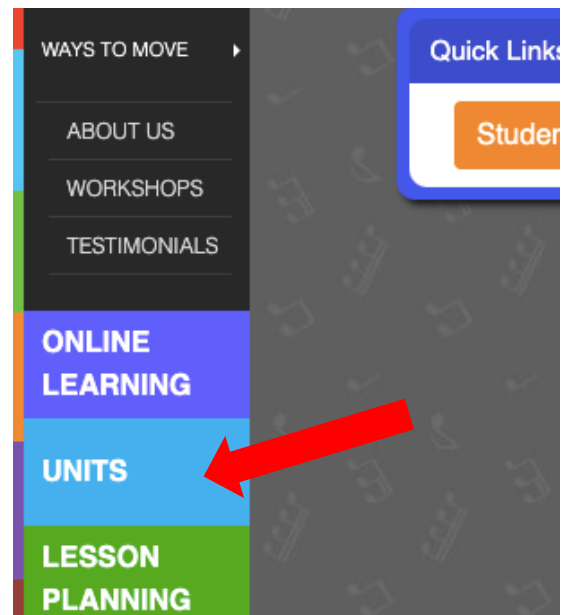
Learn at home with

www.musicplayonline.com

You no longer need a login to enter this site! 😊

1. Select “Units” on the left-hand side (depending on your browser, this could also be on the very bottom of the screen)

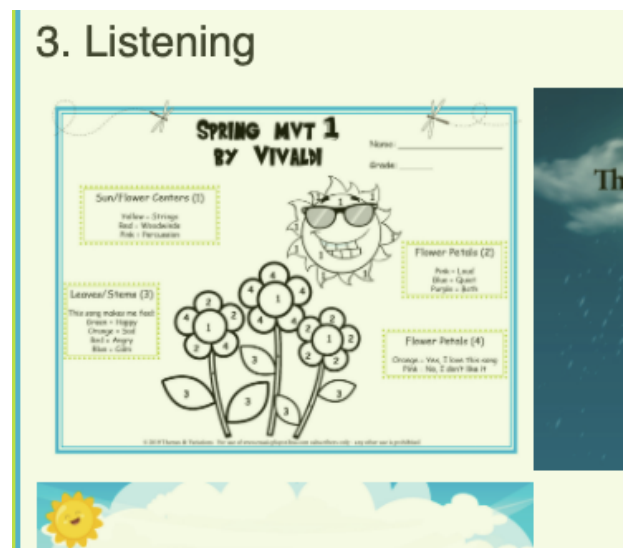
2. Once in units, select “Spring”.



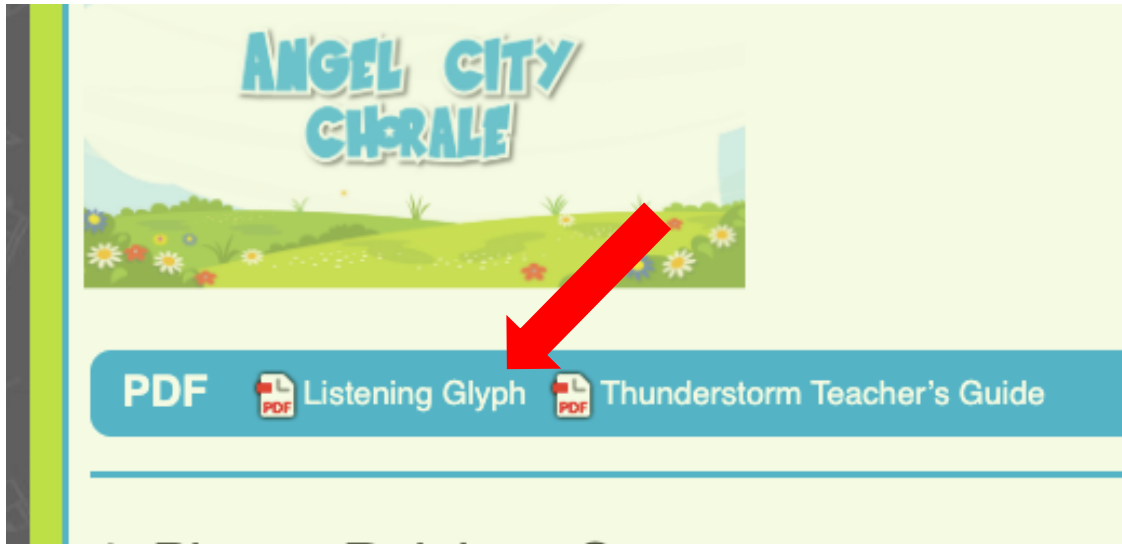
3. Scroll down to number 3, Listening, and select “Spring”

4. Click the video and press play. Listen to the music and think through the questions as you listen. The composer of this piece of Music is:

[Antonio Vivaldi.](#)



You can also print this listening glyph and color the page as you listen to the video. This is recommended if you are able to print at home! 😊



When you are finished listening and coloring the page by answering the questions, click the website link below to read more about the composer, Antonio Vivaldi.

https://www.classicsforkids.com/composers/composer_profile.php?id=79

As you read, answer the following questions:

- What year was Vivaldi born?
- What country was he from?
- What instrument did he play?

Great job on today's lesson!