

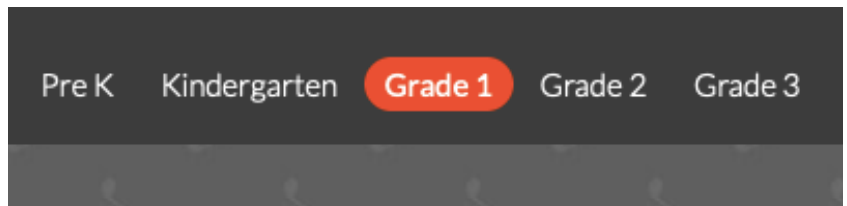
1st Grade Music

Lesson #3 for week: 4/6/20

Learn at home with

www.musicplayonline.com

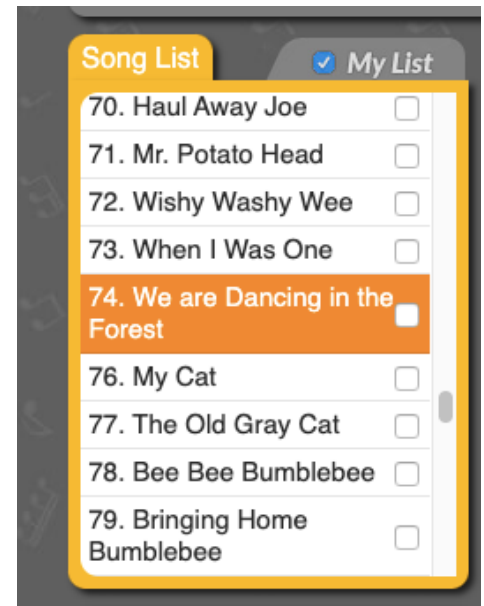
You no longer need a login to enter this site 😊



1. Select Grade 1

2. In the song list select
#71 We Are Dancing in the Forest

3. Find “movies” and select the “Lyrics”
movie. Click play and sing along with “We
Are Dancing in the Forest”.



Do you remember singing this song in
Class?

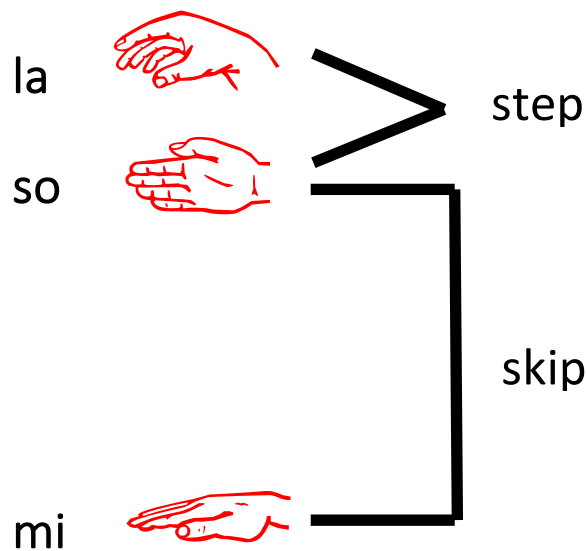
Don't forget to add at the end, “Old Wolf? Are you there?”.

4. Next, go to “Interactive Other”
And select “Interactive Solfa”.

5. label the “Solfa” or the “pitch” using
so, la and mi. This song starts on “so”.

Remember that so is a *skip above* mi, and la





We Are Dancing in the Forest
Solfa Challenge

s

When you finish filling in all of the solfa, click the play button and sing along!

6. Next, close out of the solfa activity, and click “**Interactive rhythm**” under interactive activities.

7. Click Number 9 “Create a new 4 beat Rhythm Pattern”.

8. Drag the ta and titi rhythms into the Boxes to create an ostinato.

Interactive Activities

INTERACTIVE SOLFA *Do Re*

INTERACTIVE NOTE

INTERACTIVE RHYTHM

INTERACTIVE OTHER

Pop Quiz

POP Quiz

9. Practice saying and tapping your ostinato.

GREAT JOB on today’s music assignment!

<3 Mrs. Murphy